

# Gratitude Banner

Directions: Complete the thought with a drawing or words. Cut out and turn for hanging in the classroom.

I AM

grateful

FOR

By: \_\_\_\_\_

Names \_\_\_\_\_

# THANKSGIVING



How many words can you make? With a partner do your best in the time allowed to create words given the letters in the word Thanksgiving.

1

\_\_\_\_\_

11

\_\_\_\_\_

2

\_\_\_\_\_

12

\_\_\_\_\_

3

\_\_\_\_\_

13

\_\_\_\_\_

4

\_\_\_\_\_

14

\_\_\_\_\_

5

\_\_\_\_\_

15

\_\_\_\_\_

6

\_\_\_\_\_

16

\_\_\_\_\_

7

\_\_\_\_\_

17

\_\_\_\_\_

8

\_\_\_\_\_

18

\_\_\_\_\_

9

\_\_\_\_\_

19

\_\_\_\_\_

10

\_\_\_\_\_

20

\_\_\_\_\_

Name: \_\_\_\_\_

# Thanksgiving Word Search



N	F	P	H	R	X	D	D	U	N	Q	O	M	X
A	O	A	C	O	R	N	U	C	O	P	I	A	W
T	O	X	V	J	F	J	Y	X	T	I	T	Y	S
I	T	I	G	G	P	F	D	M	U	S	K	F	G
V	B	T	T	S	I	M	Z	Q	A	D	O	L	Q
E	A	F	H	T	L	M	X	E	L	I	L	O	C
A	L	A	A	U	G	X	F	Q	T	P	Z	W	R
M	L	P	N	F	R	X	I	W	U	L	I	E	A
E	A	U	K	F	I	S	A	L	R	Y	B	R	N
R	H	M	F	I	M	H	D	Y	K	M	M	H	B
I	O	P	U	N	S	Q	V	A	E	O	A	Q	E
C	G	K	L	G	H	I	Q	V	Y	U	F	O	R
A	Y	I	F	U	A	F	O	Z	M	T	K	K	R
N	R	N	H	B	V	N	Q	B	F	H	F	C	Y

cornucopia  
cranberry  
feast

football  
maize  
Mayflower

Native American  
November  
Pilgrims

Plymouth  
pumpkin  
stuffing


thankful  
Thursday  
Turkey





Name: \_\_\_\_\_

Date: \_\_\_\_\_

# Thanksgiving Count and Graph

Count the number of each shape and color it in on the graph.











			



Name: \_\_\_\_\_


# THANKSGIVING SHADOWS

Draw a line to match the shadow of these items that are related to Thanksgiving.



Name \_\_\_\_\_

# THANKSGIVING



Directions: Finish the picture and then complete the sentence based on your drawing.

I am thankful

for



Handwriting practice lines consisting of a solid top line, a dashed middle line, and a solid bottom line.

Name \_\_\_\_\_

# Thanksgiving Haiku

A Haiku is a poem that has only three lines and covers one topic. The first and third lines have five syllables and the second line has seven syllables. See the example below and then write your own on a topic related to Thanksgiving.

Thanksgiving



Be very thankful  
Family, friends, home, and food  
Show your gratitude

\_\_\_\_\_

\_\_\_\_\_

\_\_\_\_\_

\_\_\_\_\_









Name: \_\_\_\_\_ Date: \_\_\_\_\_

# THANKSGIVING COUNT

**Instructions:** Count each item, then tally them into the boxes below:



Name: \_\_\_\_\_

## Thanksgiving Number Matching

Match the digit with the word. The first one has been done for you. When you are finished practice your number writing on the back of this sheet.



5

one

7

three

8

six

6

nine

2

ten

9

four

4

two

1

five

3

seven

10

eight



1

2

3

4

5

6

7

8

9

10

Name: \_\_\_\_\_

# THANKSGIVING



Write an acrostic poem using the letters below.

T

\_\_\_\_\_

H

\_\_\_\_\_

A

\_\_\_\_\_

N

\_\_\_\_\_

K

\_\_\_\_\_

F

\_\_\_\_\_

U

\_\_\_\_\_

L

\_\_\_\_\_



# *Thanksgiving* Thankfulness

I am thankful for:

---

---

---

---

---

---



# *Thanksgiving* Thankfulness

I am thankful for:

---

---

---

---

---



















---



Name: \_\_\_\_\_

## Skip Counting by Fives

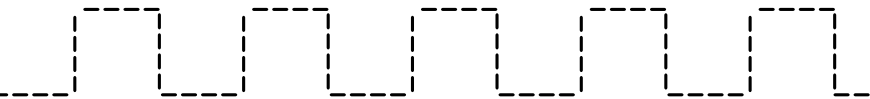


Fill in the missing numbers on the pilgrim hats below.




Name \_\_\_\_\_

## Hiding in the Corn

Help Tom the turkey hide in the corn by tracing the trail for him. When finished color the turkey on the next page and practice your penmanship.



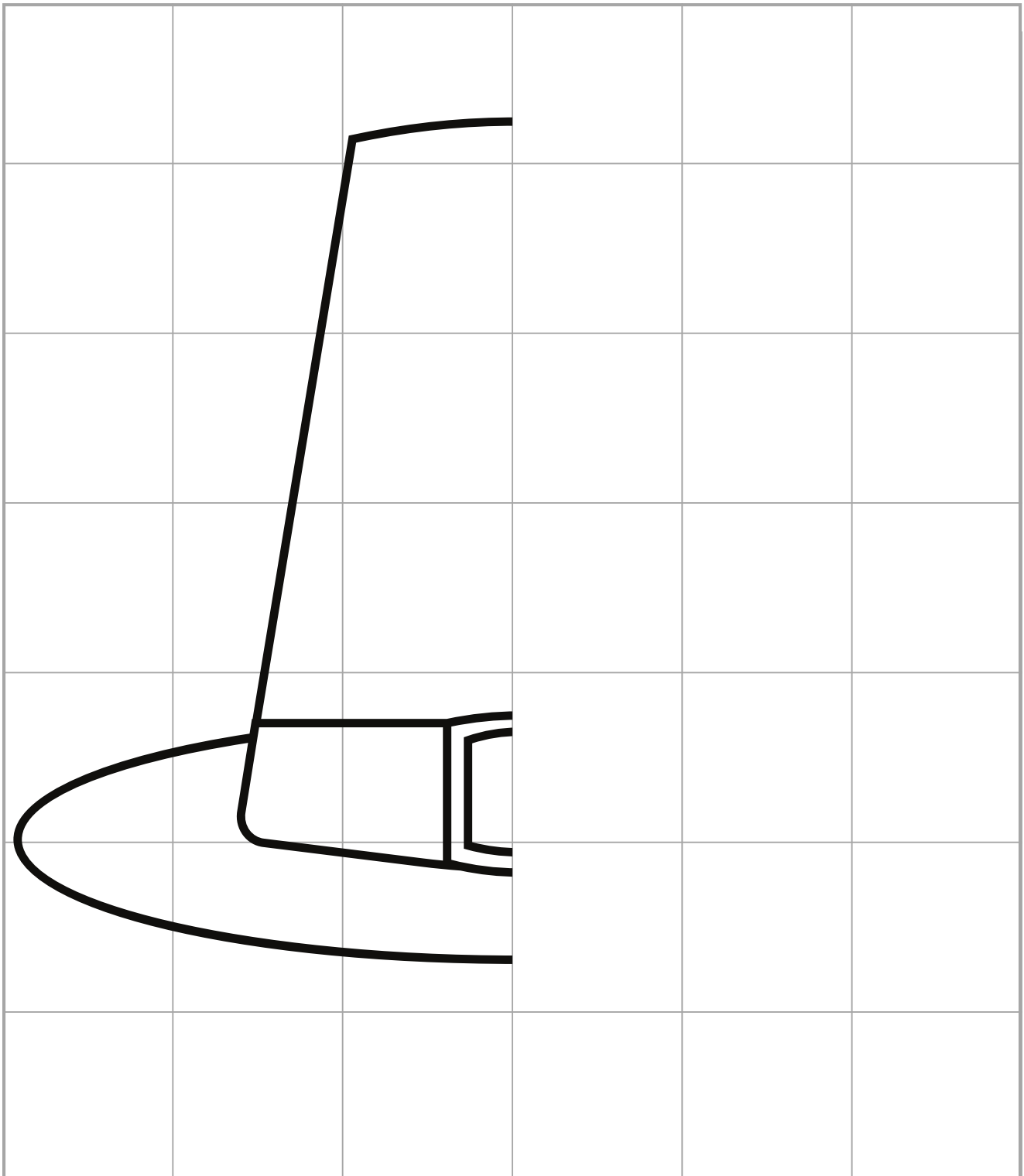


turkey

Name: \_\_\_\_\_ Date: \_\_\_\_\_

# THANKSGIVING SYMMETRY DRAWING

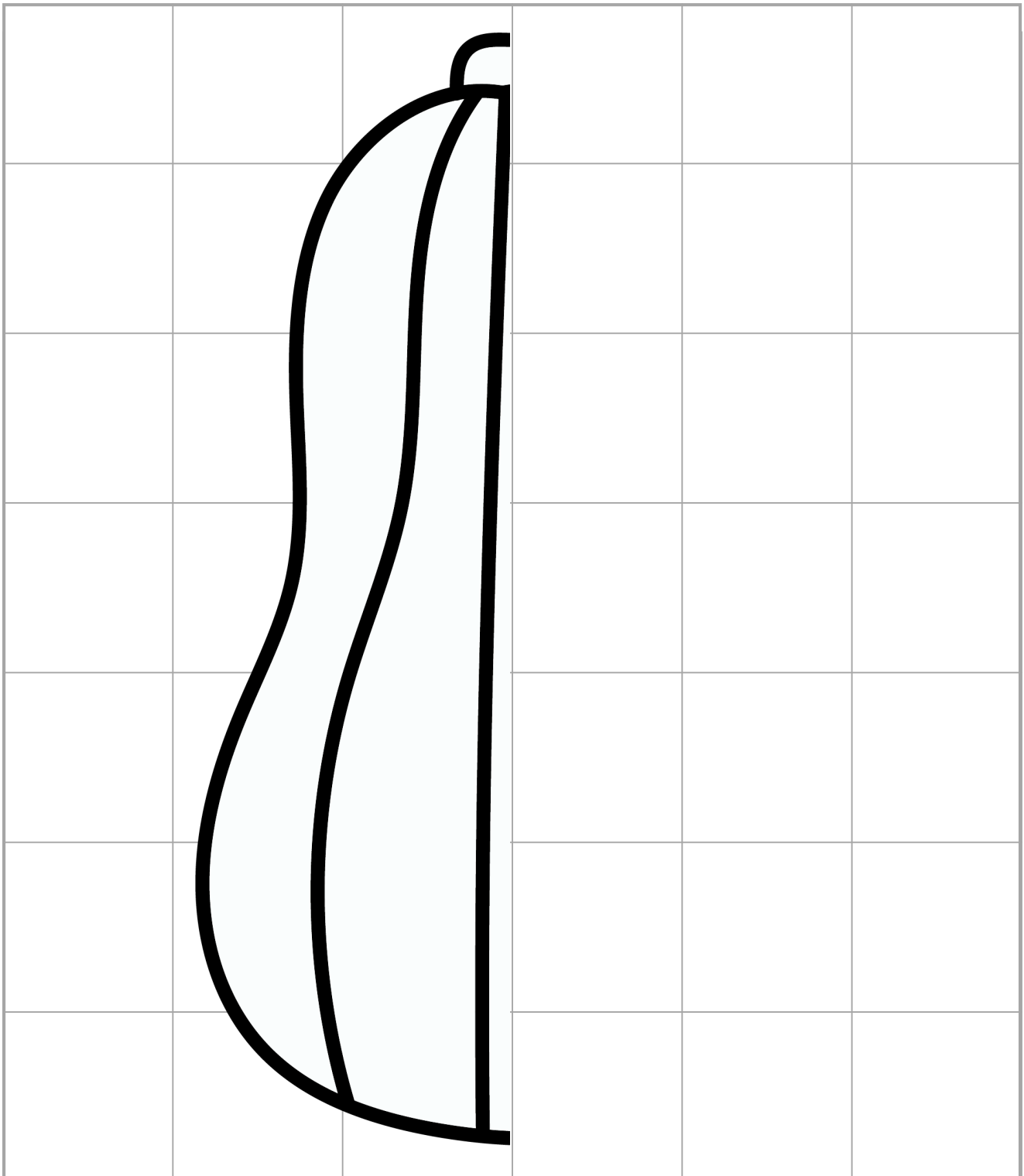
Use the grid to draw the other side of the Pilgrim's hat:



Name: \_\_\_\_\_ Date: \_\_\_\_\_

# THANKSGIVING SYMMETRY DRAWING

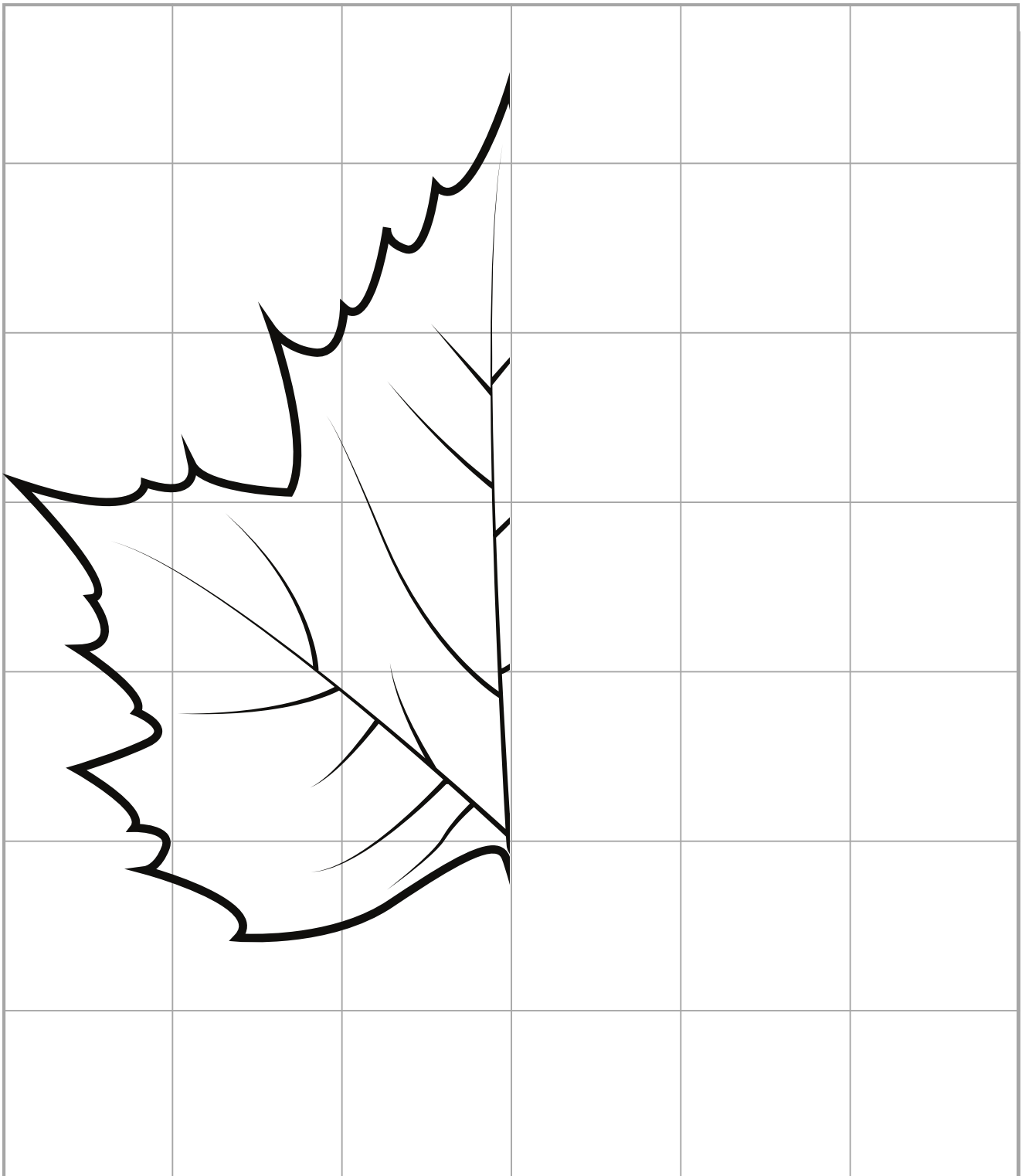
Use the grid to draw the other side of the pumpkin:



Name: \_\_\_\_\_ Date: \_\_\_\_\_

# THANKSGIVING SYMMETRY DRAWING

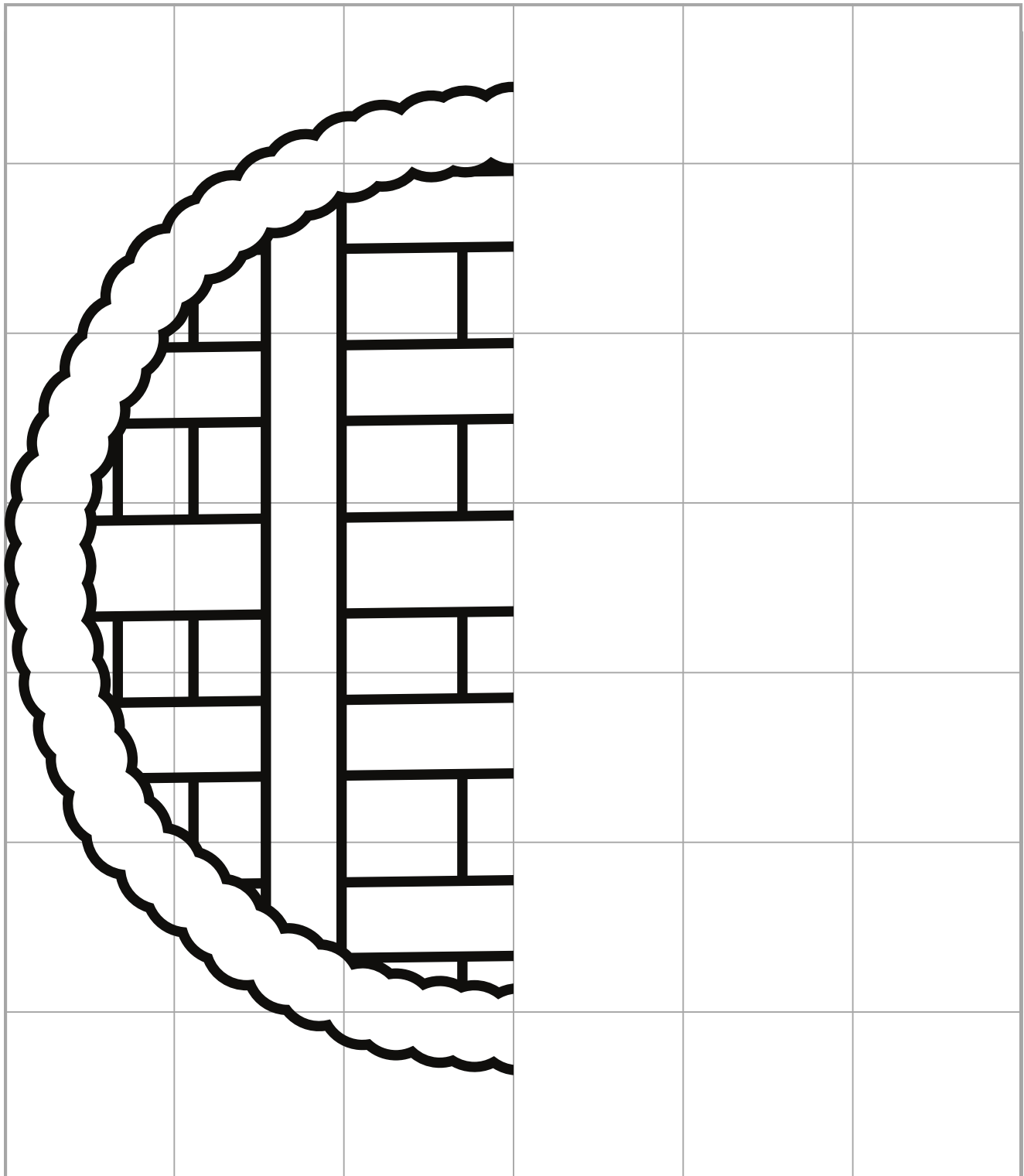
Use the grid to draw the other side of the maple leaf:



Name: \_\_\_\_\_ Date: \_\_\_\_\_

# THANKSGIVING SYMMETRY DRAWING

Use the grid to draw the other side of the pumpkin pie:














# KINDERGARTEN THANKSGIVING MATHS

**Instructions:** Find the answers to the following maths problems:

1  +  +  +  =

2   +  +     =

3    +  +  =

4  +  +  -  =

5    +       +    =

6         -     =

7       -   =


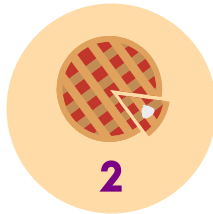
8         -     =



GRADE 1

# THANKFUL FOR MATHS



**Instructions:** Look at the key, then resolve the maths problems.





1.  +  =

2.  +  =

3.  +  =

4.  -  =

5.  -  -  =

6.  -  -  =

7.  +  -  +  =





















8.  +  +  -  =




GRADE 6

# THANKFUL FOR MATHS

**Instructions:** Look at the key, then resolve the maths problems:


- 1  x  =
- 2  x  =
- 3  x  =
- 4  x  =
- 5  x  =
- 6  x  =
- 7  x  =
- 8  x  =
- 9  x  =
- 10  x  =



7



12



9



3



6

Name: \_\_\_\_\_ Date: \_\_\_\_\_

# Thanksgiving words

Which letter will complete the word? Fill in the missing letter of each Thanksgiving word by writing it in the blank space.



\_\_eaf



\_\_orn



\_\_at



\_\_umpkin




\_\_ranberry




\_\_ie



\_\_ootball



\_\_corn






\_\_urkey


Name: \_\_\_\_\_


## Turkey Ten Frames


Fill in the ten frames to show the number indicated on the turkey. When finished, if time permits, color the turkeys.









Name: \_\_\_\_\_


# Lowercase Handwriting Practice

a b c d e f g

h i j k l m n o


p q r s t u v

w x y z



# THANKSGIVING JIGSAW

**Instructions:** Colour in the picture, then cut around the pieces. Ask a friend or family member if they can put your puzzle back together.





# MATHS COLOUR-BY-NUMBER

Level: Comfort Zone

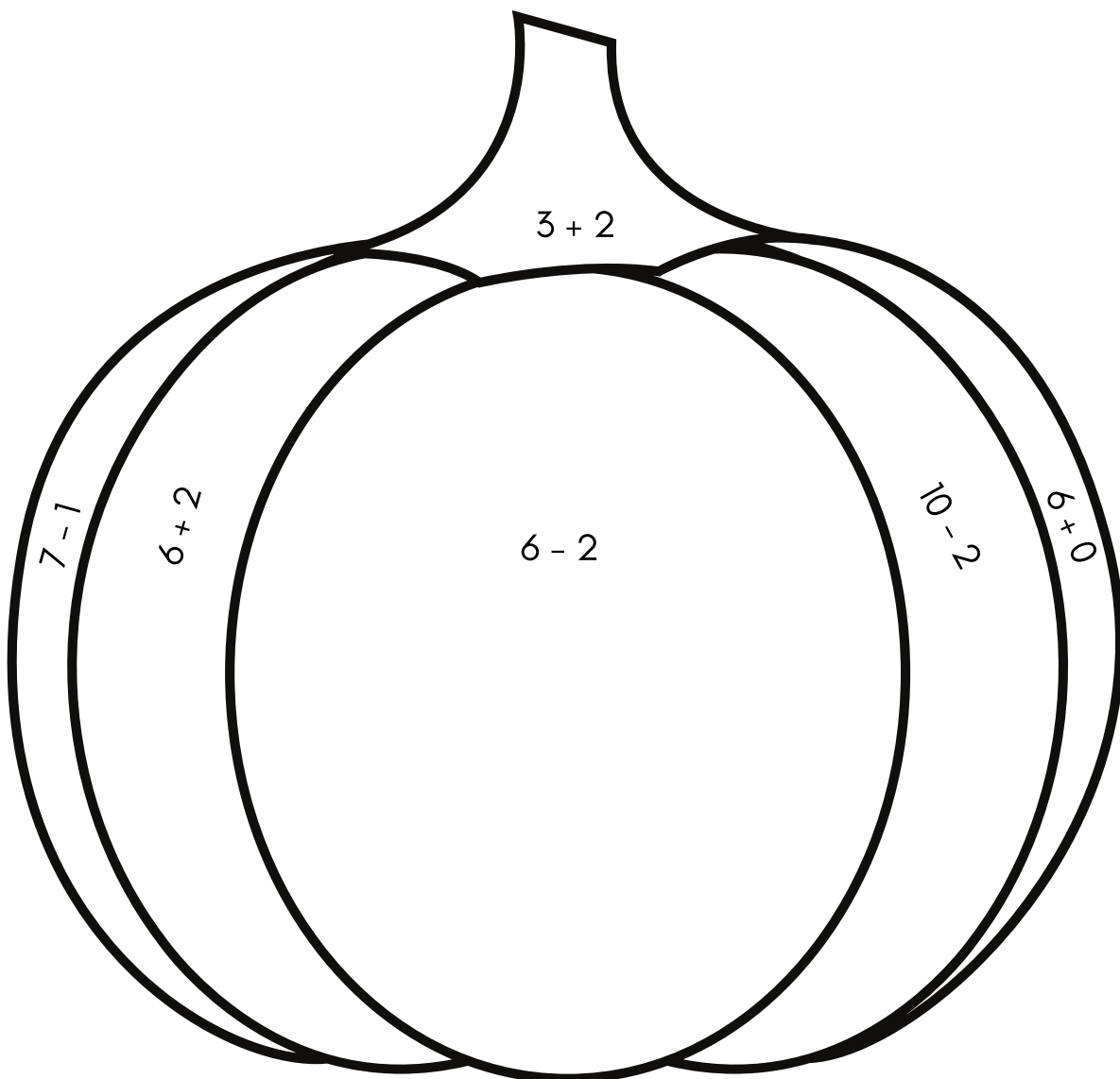
Answers:

4 = Yellow

8 = Orange

6 = Brown

5 = Green



# MATHS COLOUR-BY-NUMBER

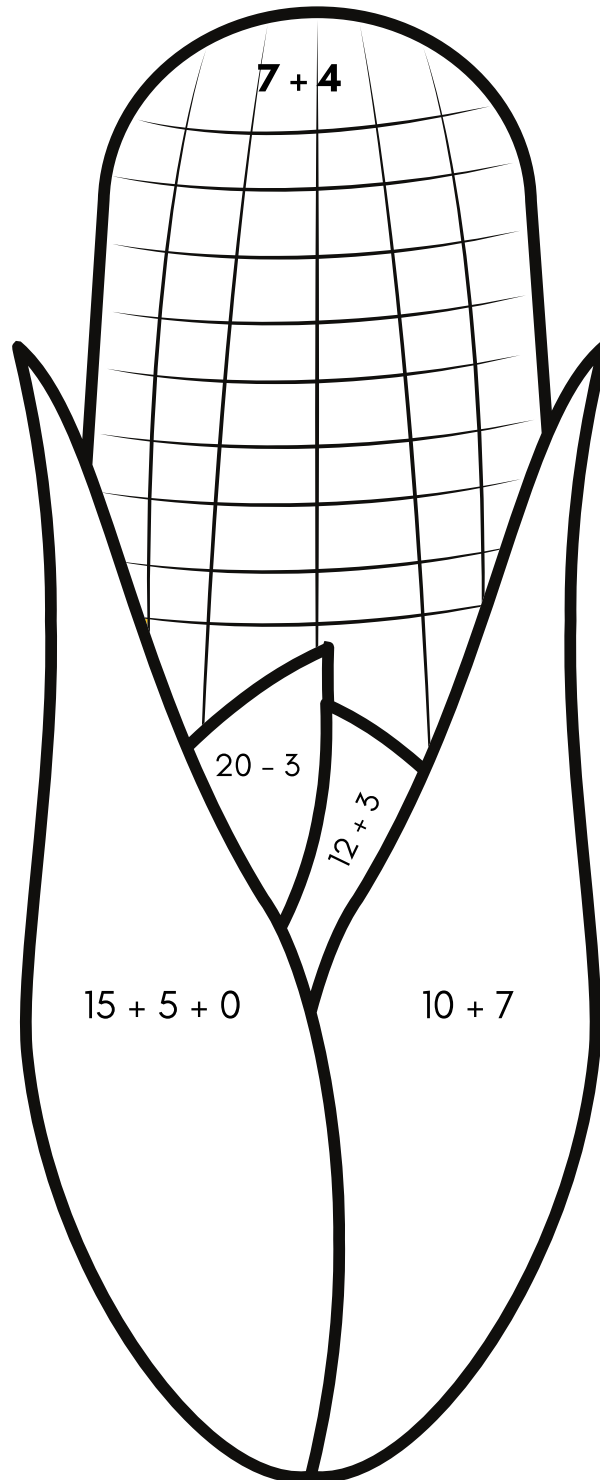
Level: Stretch Myself

Answers:

20 = Light green

11 = Yellow

17 = Dark green



# MATHS COLOUR-BY-NUMBER

Level: Risk-Taker

Answers:

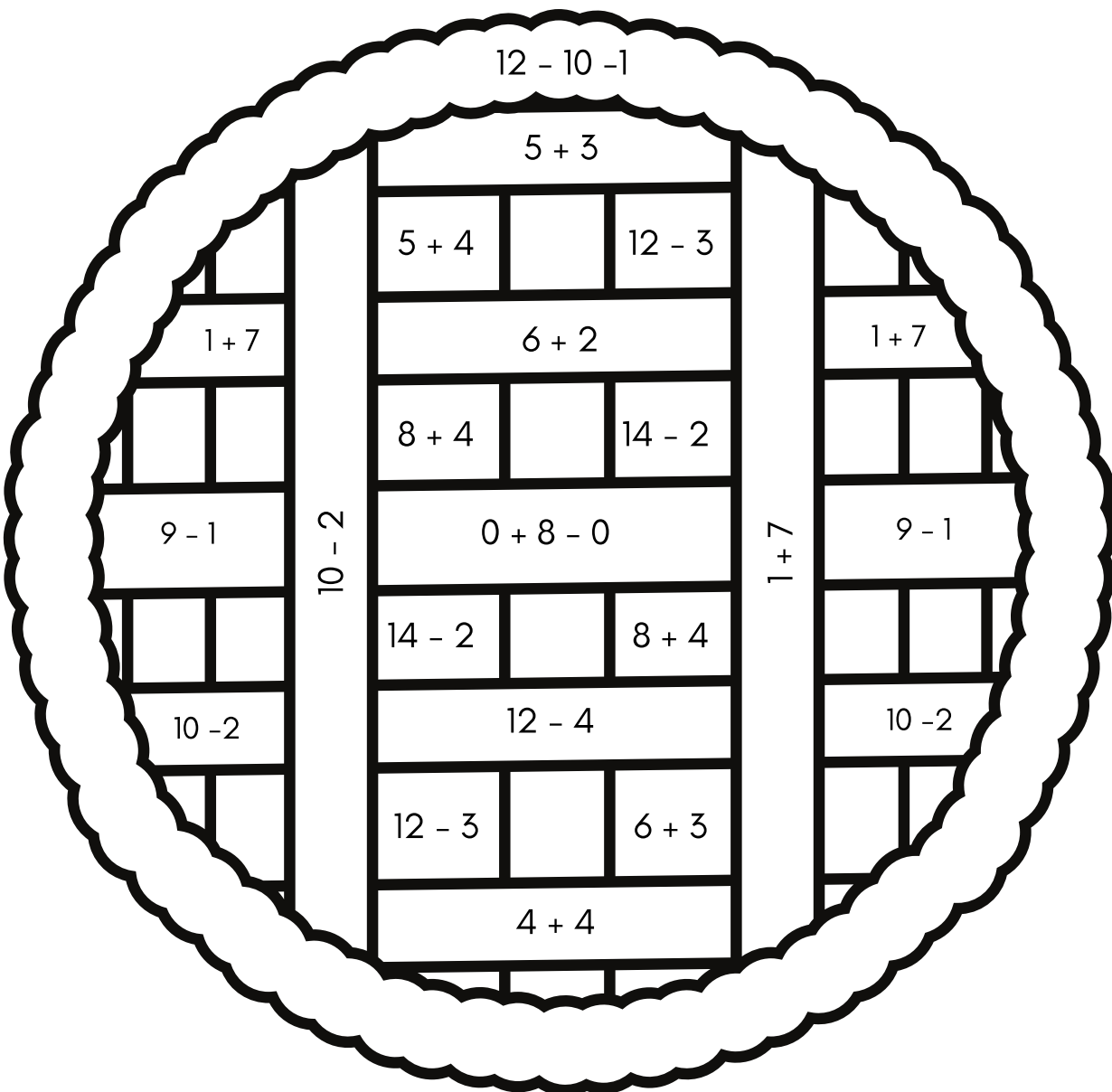
8 = Brown


9 = Pink

12 = Red

1 = Yellow

(For the smaller spaces, complete the pattern!)





# I AM THANKFUL FOR

---

---

---

---

---

By: \_\_\_\_\_

